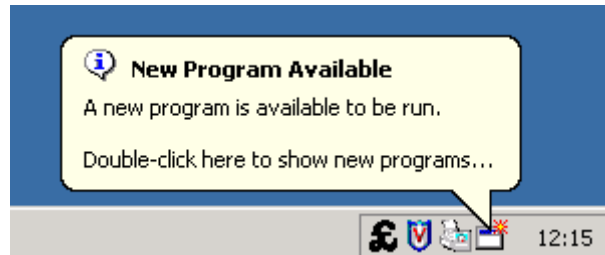


Software Deployment

Glasgow Caledonian University is moving to an automated software deployment method. That means, that in the future, software and security patches will be advertised to your machine so that you can install them.

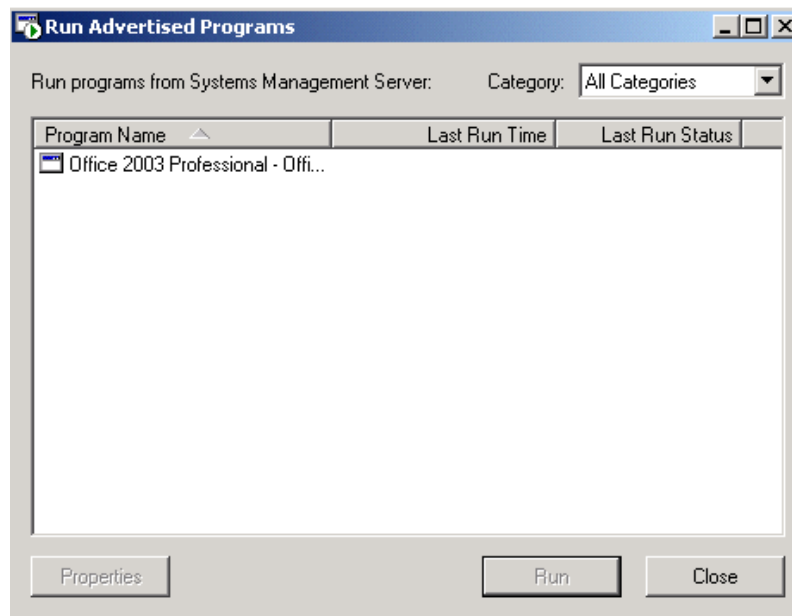
When a program has been advertised to your machine you will notice a popup from the notification area (usually on the bottom right-hand side of your screen). The popup will only stay for a short amount of time, after that the “New Program Available” icon will stay in the notification area for you to open.

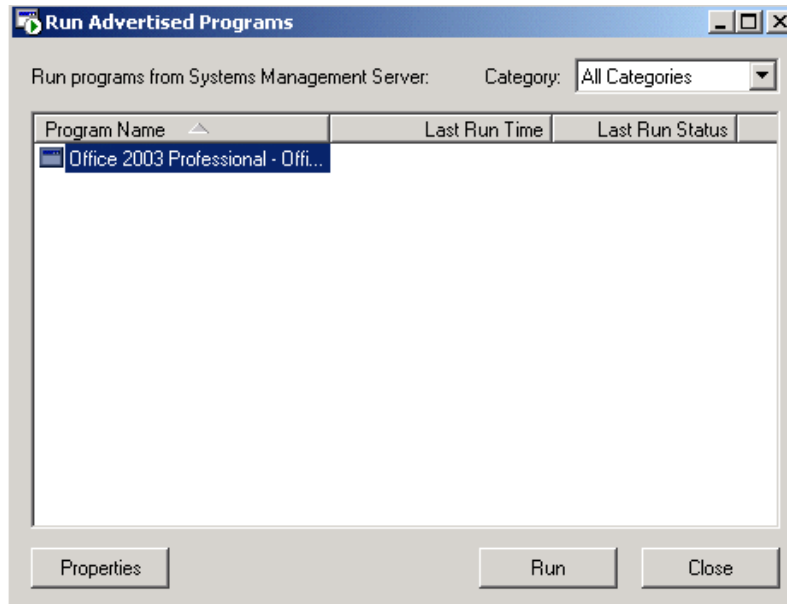


If you double click on the icon it will open the “Run Advertised Programs” applet. From within here you can see and select the programs you want to run on your computer.

Any programs you see advertised by this method are genuine programs that IT Services have created for running on your machine when convenient to you. Some programs will be optional, others will be mandatory and some will give you the option to install the software at your convenience before then becoming mandatory at a later date.

It is good practice to run advertised programs when it is convenient to you, but soon after they are advertised, rather than at a time when the program may become mandatory and require a reboot which would interrupt your work.





To run a program, first highlight the program by selecting it and then click “Run”.

The program may install without any need for interaction or may require you to interact with it.

You can access the “Run Advertised Programs” applet from within “Control Panel” which is located via the Start menu from Start- settings (Not Windows XP) – Control Panel.

